



STOCK TRAILERS
Ready to Roll

TOILET TRAILER 240

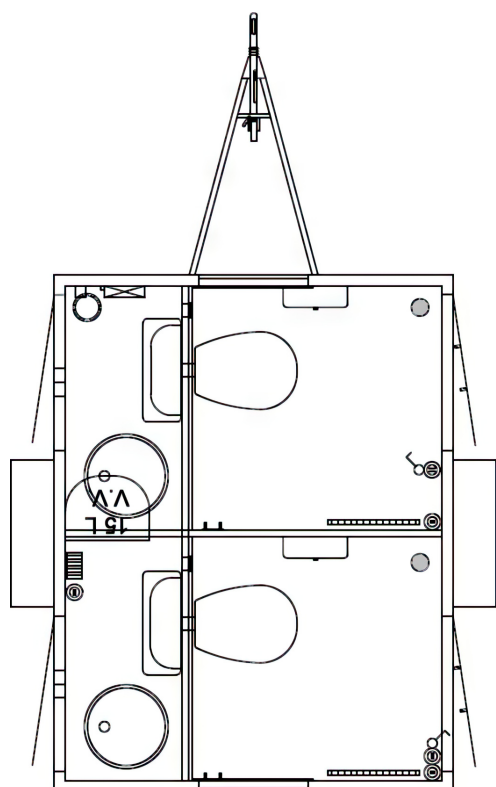
PN: 1800107

SPECIFICATIONS

DIMENSIONS	2400 x 1850 x 2800 mm
TARE WEIGHT	700 kg
GROSS WEIGHT	750 kg
TOILET	2 x Regular toilets w/ macerator
URINAL	-
SHOWER	-
CAPACITY	2 Persons
TANK CAPACITY	-


MAIN FEATURES

- 2 x Countertops
- 2 x Flushing toilets
- 2 x Macerators
- 2 x Hand basins
- 2 x Small windows
- Water heater 15 L
- Heating and ventilation
- Diffused LED lighting
- 230 V - 16 A CEE inlet



DESCRIPTION:

The two-person toilet trailer is a simple, effective solution for providing essential sanitation facilities. It features two separate toilet rooms, complete with hand basins, mirrors, and ample space for comfort. It weighs less than 750 kg, making it accessible to those without a special driver's license.



TOILET TRAILER 240 - URINAL

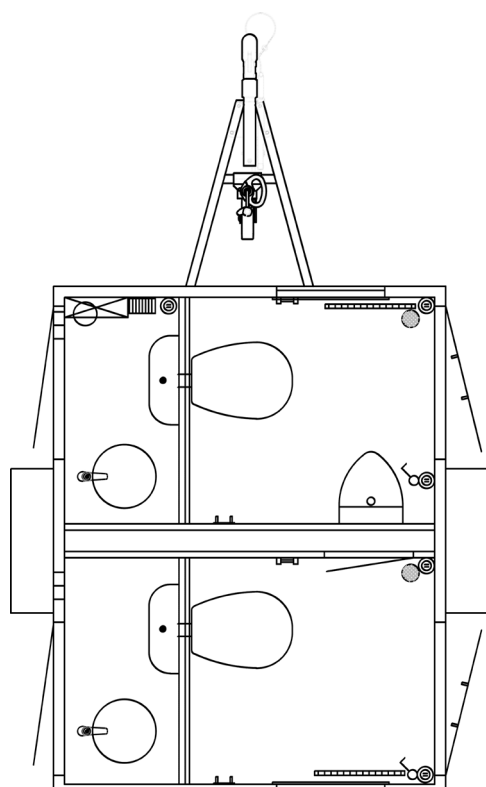
PN: 126939

SPECIFICATIONS

DIMENSIONS	2400 x 1850 x 2800 mm
TARE WEIGHT	700 kg
GROSS WEIGHT	750 kg
TOILET	2 x Regular toilets
URINAL	1 x Urinal
SHOWER	-
CAPACITY	2 Persons
TANK CAPACITY	-



MAIN FEATURES

- 2 x Countertops
- 2 x Flushing toilets
- 2 x Hand basins
- 2 x Small windows
- Urinal in men's room
- Heating and ventilation
- Diffused LED lighting
- 230 V - 16 A CEE inlet



DESCRIPTION:

The two-person toilet trailer is a simple, effective solution for providing essential sanitation facilities. It features two separate toilet rooms, complete with hand basins, mirrors, and ample space for comfort. It weighs less than 750 kg, making it accessible to those without a special driver's license.



TOILET TRAILER 240 - VACUUM

PN: 120952

SPECIFICATIONS

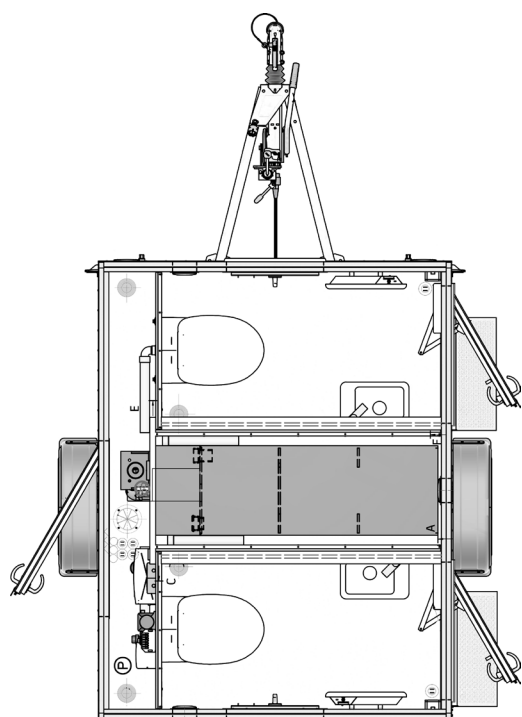
DIMENSIONS	2400 x 1850 x 2900 mm
TARE WEIGHT	900 kg
GROSS WEIGHT	1500 kg
TOILET	2 x Vacuum toilets
URINAL	-
SHOWER	-
CAPACITY	2 Persons
TANK CAPACITY	Approx. 450 visits

DESCRIPTION:

The two-person vacuum toilet trailer is an effective and flexible sanitation solution, perfect for smaller events, job sites, or remote areas. With built-in water and sewage tanks, it can operate independently, providing superior flexibility compared to trailers using regular flushing toilets.

MAIN FEATURES

- 2 x Vacuum toilets
- 2 x Porcelain wash basins w/ tempstop
- 2 x Small windows 510 x 410 mm
- 2 x Electric heaters
- Water tank 420 L
- Sewage tank 600 L
- Water heater 5 L
- Heating and ventilation
- Ambient LED light
- White LED above each door
- 400 V - 16 A CEE inlet



TOILET TRAILER 240 - LUXURY

PN: 131561

SPECIFICATIONS



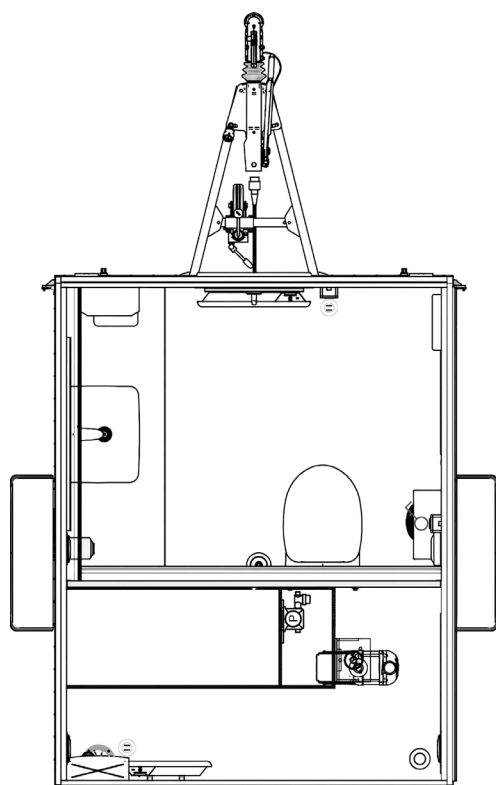
DIMENSIONS	2400 x 1850 x 3000 mm
TARE WEIGHT	950 kg
GROSS WEIGHT	1500 kg
TOILET	1 x vacuum toilet
URINAL	-
SHOWER	-
CAPACITY	1 person
TANK CAPACITY	Approx. 500 uses

DESCRIPTION:

The VIP toilet trailer for one person provides a high-end, flexible sanitation solution. It features an elegant interior design, offering guests a unique experience that leaves a lasting impression. The trailer is equipped with a vacuum toilet, as well as built-in water and sewage tanks, allowing it to operate independently of external connections.

MAIN FEATURES

- Countertop w/ trash compartment
- Porcelain wash basin (touchless)
- Vacuum toilet w/ touchless flush
- Makeup mirror with light
- Hand dryer and paper dispenser
- Water tank 370 L + waste tank 650 L
- Ceiling slats + textured wallpaper
- Ambient LED lighting
- External LED light under roof
- Red / green LED light above door
- 230 V - 16 A CEE inlet



BATHROOM TRAILER 240

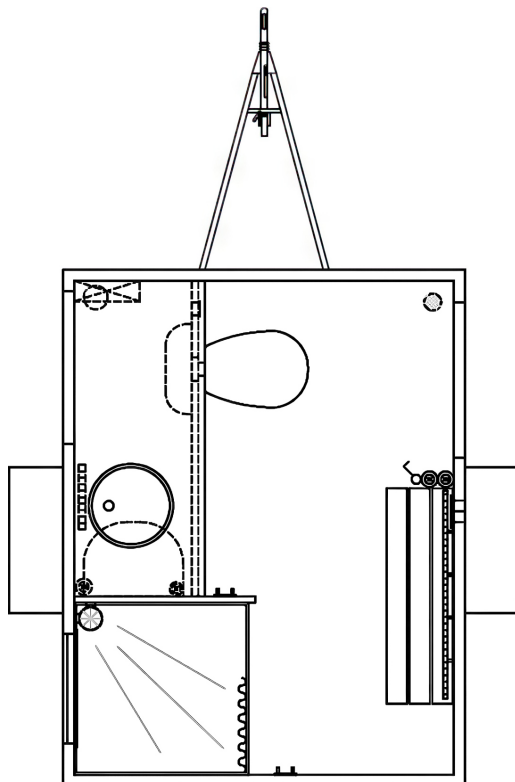
PN: 128222

SPECIFICATIONS

DIMENSIONS	2400 x 1850 x 2800 mm
TARE WEIGHT	600 kg
GROSS WEIGHT	750 kg
TOILET	1 x regular toilet w/ macerator
URINAL	-
SHOWER	1 x Shower cabin
CAPACITY	1 Person
TANK CAPACITY	-



MAIN FEATURES

- Countertop
- Flushing toilet
- Macerator
- Hand basin
- Shower cabin
- Small window
- Water heaters 30 L
- Heating and ventilation
- Diffused LED lighting
- 400 V - 16 A CEE inlet



DESCRIPTION:

The mobile bathroom trailer is the perfect solution when you need a bathroom on the go. It is commonly used at construction sites, during renovations, and at outdoor events. The smallest model weighs less than 750 kg, making it accessible to those without a special driver's license.



BATHROOM TRAILER 240 - DOUBLE

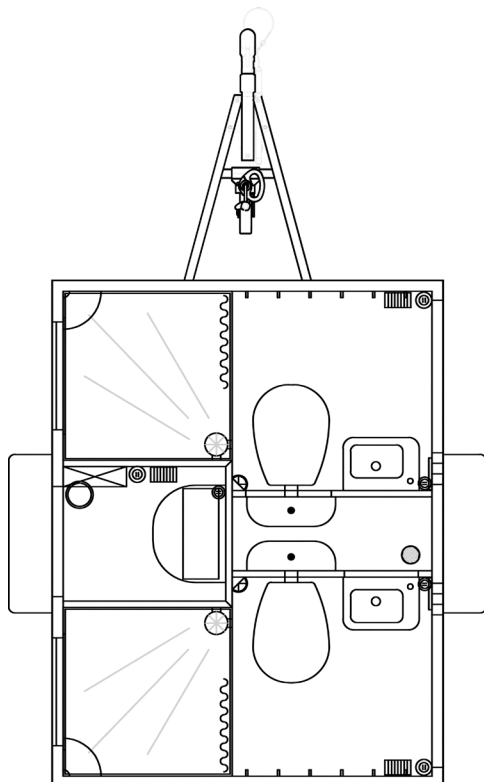
PN: 126668

SPECIFICATIONS

DIMENSIONS	2400 x 1850 x 2900 mm
TARE WEIGHT	700 kg
GROSS WEIGHT	750 kg
TOILET	2 x Regular toilets w/ macerator
URINAL	-
SHOWER	2 x Shower cabin
CAPACITY	2 Persons
TANK CAPACITY	-


MAIN FEATURES

- 2 x Flushing toilets
- 2 x Hand basins
- 2 x Shower cabins
- 2 x Small windows
- 2 x Water heaters 30 L
- Macerator
- Heating and ventilation
- Diffused LED lighting
- 400 V - 16 A CEE inlet



DESCRIPTION:

The 2in1 bathroom trailer is a compact and versatile solution, featuring two complete bathrooms, each equipped with a toilet, hand basin, and shower. It serves both as a toilet trailer and a shower trailer. It weighs less than 750 kg, making it accessible to those without a special driver's license.



SPECIFICATIONS


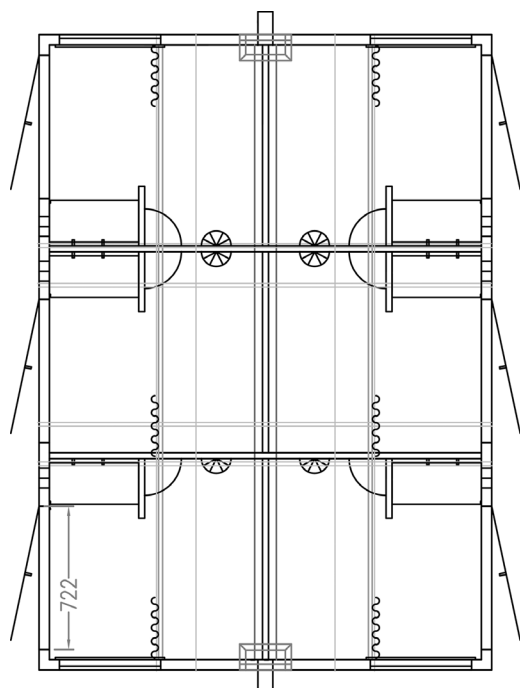
DIMENSIONS	3200 x 2280 x 2400 mm
TARE WEIGHT	900 kg
GROSS WEIGHT	-
TOILET	-
URINAL	-
SHOWER	6 x Shower cabins
CAPACITY	6 Persons
TANK CAPACITY	-

DESCRIPTION:

This module allows six people to shower at the same time making it suitable for large events. It doesn't include a water heater, so it must be connect to hot water.

MAIN FEATURES

- 6 x Showers
- 6 x Benches
- 6 x Shelves
- 6 x Shower curtains
- 4 x Small windows
- Drain channel
- Diffused LED lighting
- 230 V - 16 A CEE inlet

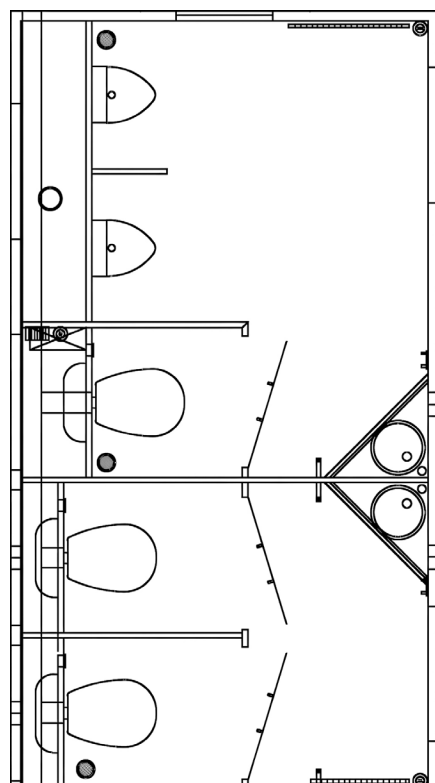


SPECIFICATIONS

DIMENSIONS	4200 x 2280 x 3140 mm
TARE WEIGHT	1200 kg
GROSS WEIGHT	1800 kg
TOILET	3 x Regular toilets
URINAL	2 x Urinals
SHOWER	-
CAPACITY	2+1+2 Persons
TANK CAPACITY	-


MAIN FEATURES

- 3 x Flushing toilets
- 2 x Urinals
- 2 x Hand basins
- 3 x Floor drains
- 2 x Small windows
- 2 x Fold out stairs
- Heating and ventilation
- Diffused LED lighting
- 230 V - 16 A CEE inlet



DESCRIPTION:

This toilet trailer features two separate rooms for men and women. The men's room includes one toilet, two urinals, and a hand basin whereas the ladies' room includes two toilets and a hand basin. With a total capacity of five people, the trailer offers an effective sanitation solution, ideal for medium-sized events.

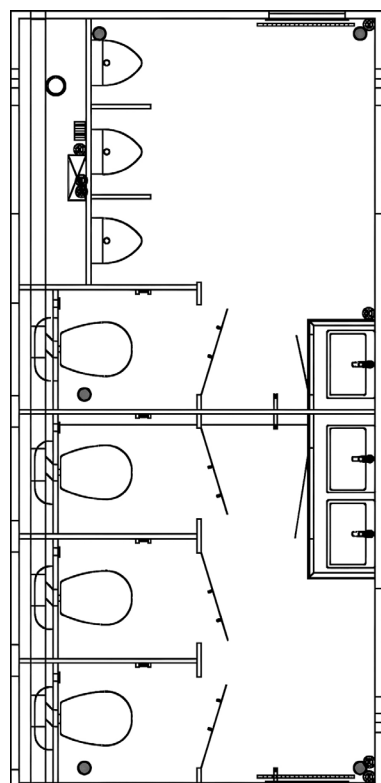


SPECIFICATIONS

DIMENSIONS	5200 x 2480 x 3140 mm
TARE WEIGHT	1600 kg
GROSS WEIGHT	1800 kg
TOILET	4 x Regular toilets
URINAL	3 x Urinals
SHOWER	-
CAPACITY	3+1+3 Persons
TANK CAPACITY	-



MAIN FEATURES

- 4 x Flushing toilets
- 3 x Urinals
- 3 x Hand basins
- 5 x Floor drains
- 2 x Small windows
- 3 x Fold out stairs
- Heating and ventilation
- Diffused LED lighting
- 230 V - 16 A CEE inlet



DESCRIPTION:

This toilet trailer features two separate rooms for men and women. The men's room includes one toilet, three urinals, and a hand basin whereas the ladies' room includes three toilets and two hand basins. With a total capacity of seven people, the trailer offers an effective sanitation solution, ideal for large events.



TOILET TRAILER 520 - VACUUM

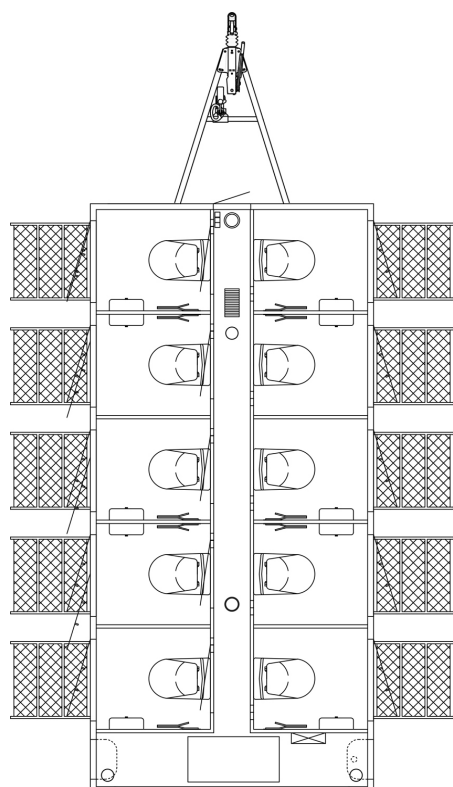
PN: 131072

SPECIFICATIONS

DIMENSIONS	5200 x 2480 x 3100 mm
TARE WEIGHT	2250 kg
GROSS WEIGHT	2800 kg
TOILET	10 x vacuum toilet
URINAL	-
SHOWER	-
CAPACITY	10 persons
TANK CAPACITY	-


MAIN FEATURES

- 10 x Vacuum toilets
- 2 x Built-in hand basins
- 10 x Small mirrors
- 10 x Hot air ventilations
- 5 x Maintenance hatches
- 10 x Pull-out stairs
- Heating and ventilation
- Ambient LED lighting
- White LED under roof
- Red/green LED above door
- 400 V - 16 A CEE inlet



DESCRIPTION:

The vacuum toilet trailer for ten people offers a highly efficient sanitation solution, ideal for large events. It features 10 separate toilet rooms. The vacuum technology saves up to 90% water while eliminating waiting times between flushes, resulting in higher throughput. Each room includes a robust staircase that can be pulled out from beneath the door.



TOILET TRAILER 570 - RECIRCULATION

PN: 131618

SPECIFICATIONS



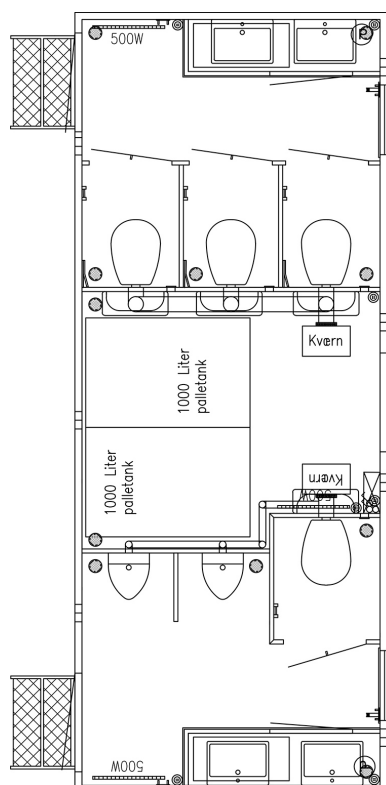
DIMENSIONS	5700 x 2280 x 2940 mm
TARE WEIGHT	2000 kg
GROSS WEIGHT	3500 kg
TOILET	4 x Recirculation toilets
URINAL	2 x Urinals
SHOWER	-
CAPACITY	3+1+2 Persons
TANK CAPACITY	2000+ uses

DESCRIPTION:

The recirculation trailer is a water-saving sanitation solution that filters and reuses water after each flush. With built-in water and sewage tanks, it operates independently, making it ideal for locations without water or sewer access. Combining efficiency with comfort, it's a reliable choice for events.

MAIN FEATURES

- 4 x Recirculation toilets
- 2 x Waterless urinals
- 4 x Porcelain wash basins w/ tempostop
- 4 x Mirrors 500 x 900 mm
- 2 x Water tanks below wash basins
- 2 x IBC containers 1000 L
- 2 x windows 510 x 410 mm
- 2 x toilet macerator
- Heating and ventilation
- Diffused LED lighting
- 3 x 230 V - 16 A CEE inlet



SPECIFICATIONS


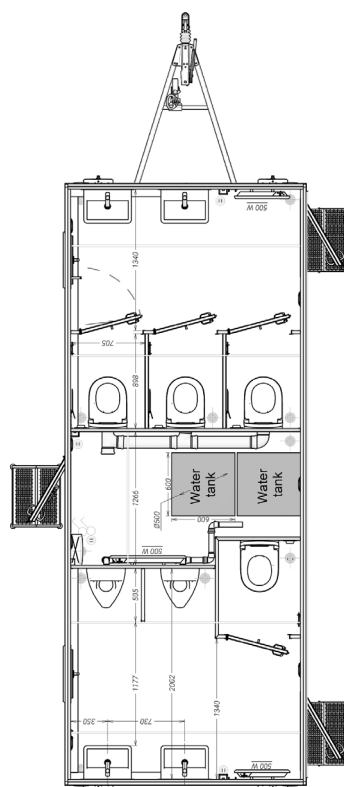
DIMENSIONS	5700 x 2280 x 3000 mm
TARE WEIGHT	1800 kg
GROSS WEIGHT	3000 kg
TOILET	4 x Flushing toilets
URINAL	2 x Urinals
SHOWER	-
CAPACITY	3+1+2 Persons
TANK CAPACITY	Approx. 2000+ uses

DESCRIPTION:

The recirculation trailer is a water-saving sanitation solution that filters and reuses water after each flush. With built-in water and sewage tanks, it operates independently, making it ideal for locations without water or sewer access. Combining efficiency with comfort, it's a reliable choice for events.

MAIN FEATURES

- 4 x Recirculation toilets
- 2 x Waterless urinals
- 4 x Hand basins
- 2 x Small windows
- Water tank 350 L
- Sewage tank 1150 L
- Macerator
- Recirculation pump
- Heating and ventilation
- Diffused LED lighting
- 230 V - 16 A CEE inlet



SPECIFICATIONS

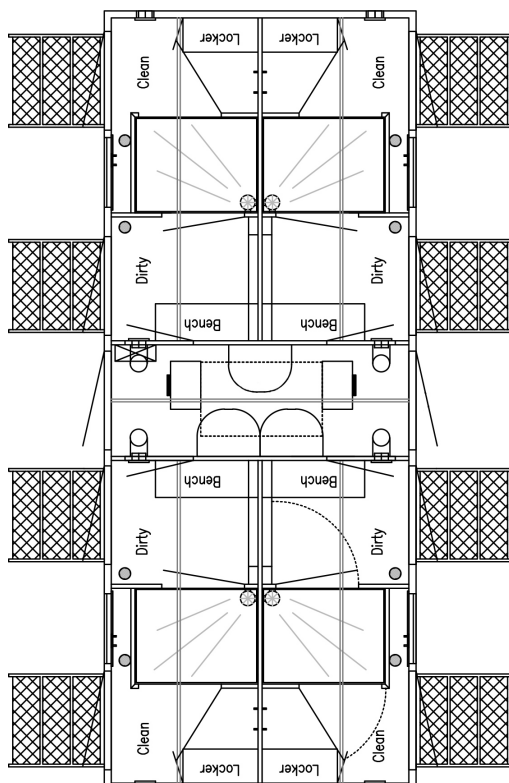
DIMENSIONS	5700 x 2280 x 2940 mm
TARE WEIGHT	1600 kg
GROSS WEIGHT	2000 kg
TOILET	-
URINAL	-
SHOWER	4 x Pass-through showers
CAPACITY	4 Persons
TANK CAPACITY	Depends on use

DESCRIPTION:

This trailer contains four pass-through showers allowing it to function as a four-person decontamination trailer or a regular shower trailer. Each shower contains two separate sections: a dirty section and a clean section. This allows for safe changing of contaminated clothes.

MAIN FEATURES

- 4 x Changing rooms - pre-cleaning
- 4 x Pass-through showers
- 4 x Changing rooms - post-cleaning
- 3 x Water heaters 30 L
- 8 x Pull out stairs
- Water tank 180 L
- Sewage tank 180 L
- Heating and ventilation
- Diffused LED lighting
- 3 x 230 V - 16 A CEE inlet



TOILET MODULE 570 - LUXURY

PN: 127786

SPECIFICATIONS



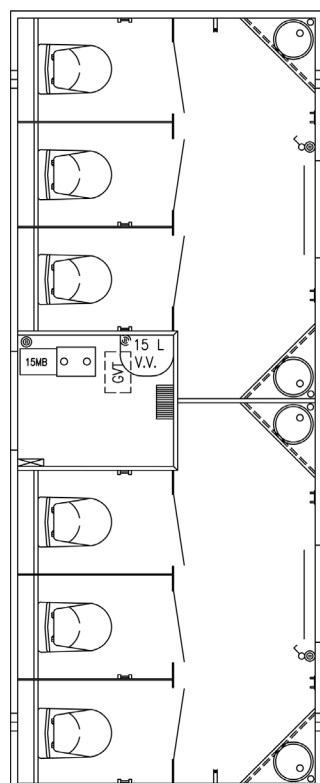
DIMENSIONS	5700 x 2280 x 2900 mm
TARE WEIGHT	2000 kg
GROSS WEIGHT	-
TOILET	6 x Vacuum toilets
URINAL	-
SHOWER	-
CAPACITY	6 Persons
TANK CAPACITY	-

DESCRIPTION:

The toilet module 570 is a luxury toilet designed for VIP areas and upscale events. It features six vacuum toilets divided into two sections, ideal for men and women. The doors and partition walls are made from glass to offer users a high-end experience.

MAIN FEATURES

- 2 x separate sections
- 6 x vacuum toilets
- 4 x hand basins
- Glass sliding doors with movement sensor
- Glass toilet divisions and doors
- Heating and ventilation
- Diffused LED lighting
- 230 V - 16 A CEE inlet



TOILET TRAILER 660 - LUXURY

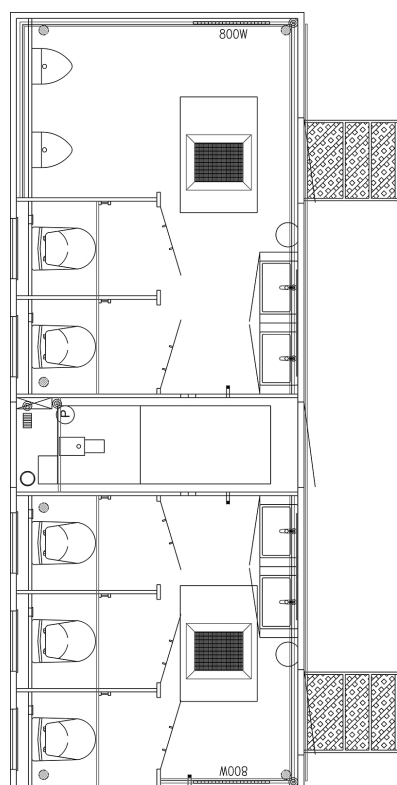
PN: 129177

SPECIFICATIONS

DIMENSIONS	6600 x 2480 x 3200 mm
TARE WEIGHT	2000 kg
GROSS WEIGHT	3000 kg
TOILET	5 x Vacuum toilets
URINAL	2 x Urinals
SHOWER	-
CAPACITY	3+2+2 Persons
TANK CAPACITY	Approx. 1000 uses



MAIN FEATURES

- 5 x vacuum toilets - touchless flush
- 2 x urinals - touchless flush
- 4 x porcelain hand basin - touchless faucet
- 2 x makeup mirrors with integrated display
- 2 x hand driers
- Ceiling slats + Textured wallpaper
- Water tank 760 L + sewage tank 1100 L
- Heating, air conditioning, and ventilation
- Ambient LED lighting
- White LED under roof
- 400 V - 16 A CEE inlet



DESCRIPTION:

The VIP toilet trailer 660 offers a luxurious and flexible mobile toilet solution, perfect for VIP areas, high-end events, and the film industry. Equipped with built-in water and sewage tanks, it operates independently, providing high-quality, comfortable sanitation facilities in any location.



OFFICE TRAILER 320 - EMPTY

PN: 131335 A

SPECIFICATIONS

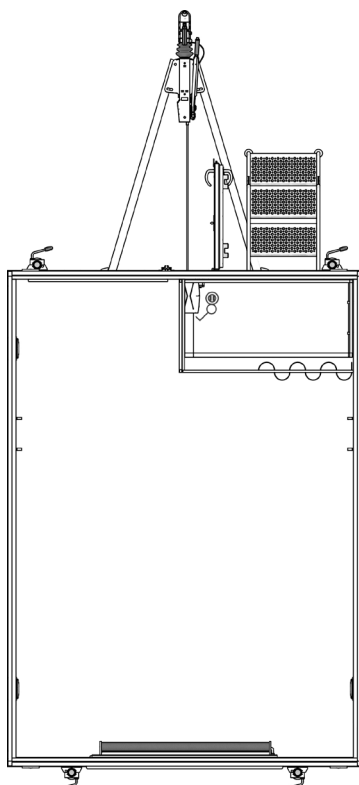

DIMENSIONS	3200 x 2280 x 2900 mm
TARE WEIGHT	800 kg
GROSS WEIGHT	1000 kg
TOILET	-
URINAL	-
SHOWER	-
CAPACITY	6 Persons
TANK CAPACITY	-

DESCRIPTION:

The office trailer 320 offers a simple and flexible solution for anyone looking for a clean and comfortable workspace, break room or eating area on the go. This model is empty, allowing the user to furnish the trailer exactly as he or she wishes.

MAIN FEATURES

- Break room
- Entrance plate + curtain
- Shelf above entrance
- Magnetic whiteboard
- Large window
- Ventilation
- Attachable stairs
- 2 x ceiling lamps
- 230 V - 16 A CEE inlet

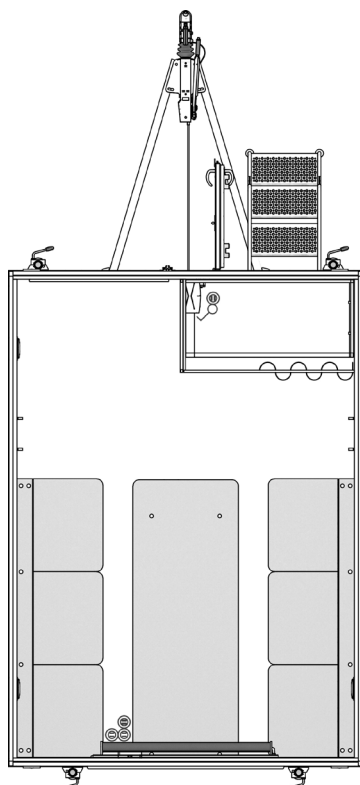


SPECIFICATIONS

DIMENSIONS	3200 x 2280 x 2900 mm
TARE WEIGHT	850 kg
GROSS WEIGHT	1000 kg
TOILET	-
URINAL	-
SHOWER	-
CAPACITY	6 Persons
TANK CAPACITY	-



MAIN FEATURES

- Break room
- Entrance plate + curtain
- Shelf above entrance
- 2 x benches (easy to remove)
- Fixed table (easy to remove)
- Magnetic whiteboard
- Large window
- Ventilation
- Attachable stairs
- 2 x ceiling lamps
- 230 V - 16 A CEE inlet



DESCRIPTION:

The office trailer 320 offers a simple and flexible solution for anyone looking for a clean and comfortable workspace, break room or eating area on the go. The trailer features a table and two benches with storage space inside, ideal as an eating area on construction sites or a mobile workspace.



SPECIFICATIONS

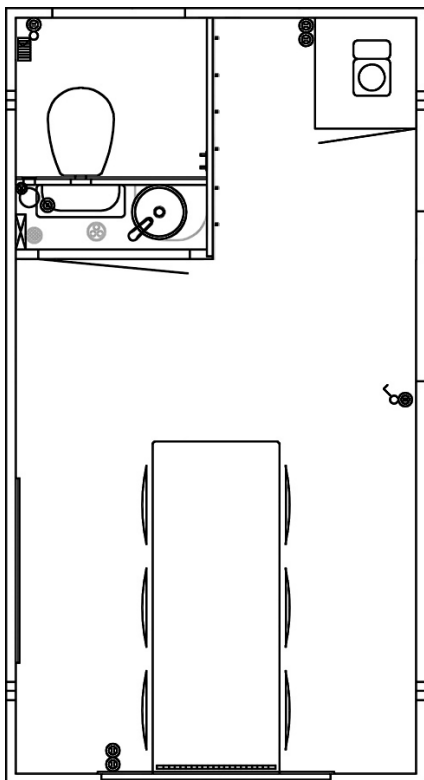


DIMENSIONS	4200 x 2280 x 2940 mm
TARE WEIGHT	950 kg
GROSS WEIGHT	1300 kg
TOILET	1 x Regular toilet w/ macerator
URINAL	-
SHOWER	-
CAPACITY	6 Persons
TANK CAPACITY	-

MAIN FEATURES

- Break room with table and chairs
- Separate toilet room
- Refrigerator
- Coffee machine
- Water heater 15 L
- Heating and ventilation
- Diffused LED lighting
- 230 V - 16 A CEE inlet

DESCRIPTION:

This trailer offers construction workers a clean and comfortable place to eat and take breaks. It features a fixed table with chairs, a large window, and a refrigerator. In addition, the trailer offers a convenient toilet which can be accessed even when the main room is locked.



OFFICE TRAILER 420 - KITCHEN

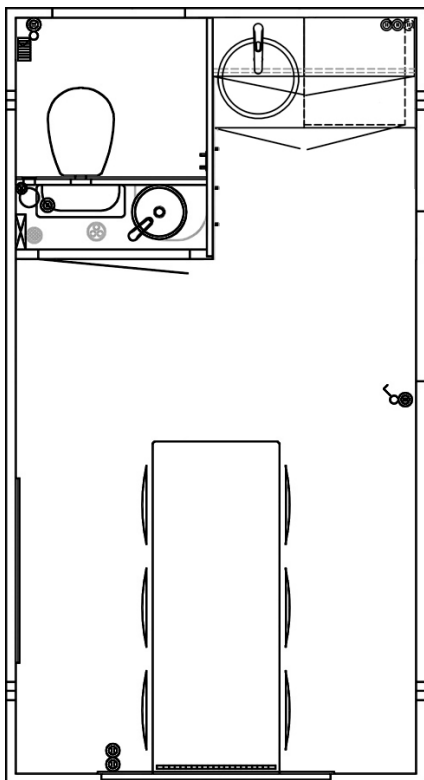
PN: 128769

SPECIFICATIONS

DIMENSIONS	4200 x 2280 x 2940 mm
TARE WEIGHT	1050 kg
GROSS WEIGHT	1300 kg
TOILET	1 x Regular toilet w/ macerator
URINAL	-
SHOWER	-
CAPACITY	6 Persons
TANK CAPACITY	-


MAIN FEATURES

- Break room with table and chairs
- Separate toilet room
- Refrigerator
- Mini kitchen
- Water heater 15 L
- Heating and ventilation
- Diffused LED lighting
- 230 V - 16 A CEE inlet



DESCRIPTION:

This trailer offers construction workers a clean and comfortable place to eat and take breaks. It features a fixed table with chairs, a large window, and a mini kitchen for cold food preparation. In addition, the trailer offers a convenient toilet which can be accessed even when the main room is locked.



SPECIFICATIONS

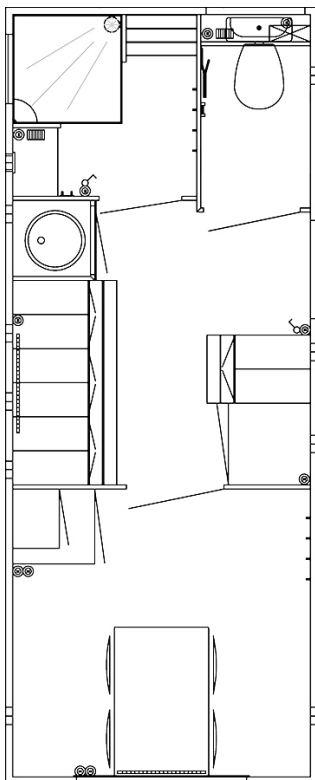


DIMENSIONS	5700 x 2280 x 2940 mm
TARE WEIGHT	1300 kg
GROSS WEIGHT	1500 kg
TOILET	1 x Regular toilet w/ macerator
URINAL	-
SHOWER	1 x Shower room
CAPACITY	4 Persons
TANK CAPACITY	-

DESCRIPTION:

The crew trailer provides on-site personnel with essential welfare facilities. It features a break room for relaxing and eating, a changing room equipped with steel lockers, a drying cabinet, benches, and stainless steel hand basins. The trailer also features a toilet and a shower room.

MAIN FEATURES

- Break room with table and chairs
- Refrigerator and microwave
- Changing room with lockers
- Drying cabinet and hand basins
- Flushing toilet with macerator
- Spacious shower room
- Water heater 30 L
- Heating and ventilation
- Diffused LED lighting
- 400 V - 16 A CEE inlet



PIONEER CREW TRAILER 570

PN: 1800051

SPECIFICATIONS


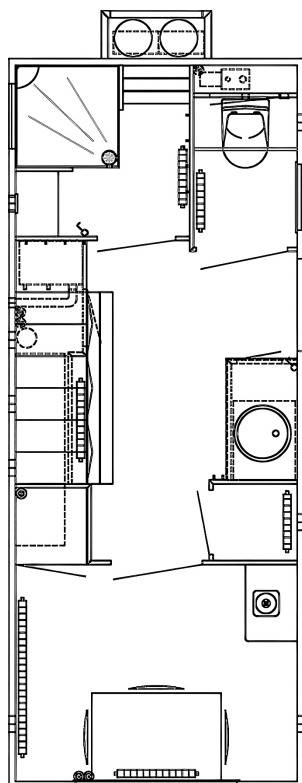
DIMENSIONS	5700 x 2280 x 2940 mm
TARE WEIGHT	1600 kg
GROSS WEIGHT	2000 kg
TOILET	1 x Vacuum toilet
URINAL	-
SHOWER	1 x Shower room
CAPACITY	3 Persons
TANK CAPACITY	Depends on use

DESCRIPTION:

The pioneer crew trailer is a fully self-sufficient mobile welfare solution designed for projects in remote locations. In addition to essential welfare facilities such as a break room, a changing room, a shower, and a toilet, it features built-in water and power supplies, offering a high degree of flexibility.

MAIN FEATURES

- Break room with table and chairs
- Refrigerator, stove, and furnace (all gas)
- Changing room with lockers
- Drying cabinet and hand basins
- Vacuum toilet
- Spacious shower room
- Water tank 160 L, sewage tank 180 L
- Solar panels, battery, and gas
- Heating and ventilation
- Diffused LED lighting
- 230 V - 16 A CEE inlet



SPECIFICATIONS


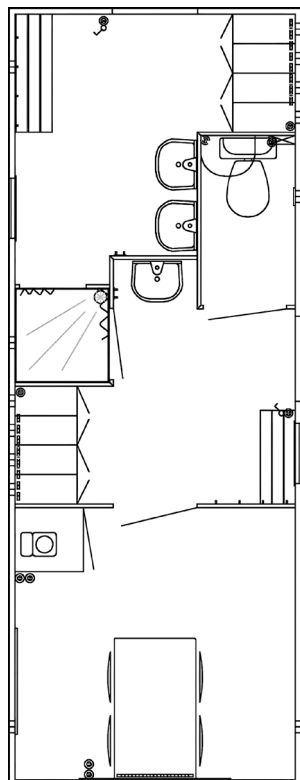
DIMENSIONS	6600 x 2480 x 2940 mm
TARE WEIGHT	1600 kg
GROSS WEIGHT	1900 kg
TOILET	1 x Regular toilet
URINAL	-
SHOWER	1 x Pass-through shower
CAPACITY	4 Persons
TANK CAPACITY	-

DESCRIPTION:

The decontamination crew trailer is designed to protect against harmful substances such as asbestos by providing specialized sanitation facilities. It features a pre-cleaning area with storage for used clothing, a pass-through shower, a separate changing room, a break room, and a toilet.

MAIN FEATURES

- Break room with table and chairs
- Refrigerator and coffee machine
- Changing room - pre-cleaning
- Pass-through shower
- Changing room - post-cleaning
- Lockers and hand basins
- Flushing toilet with macerator
- Water heater 30 L
- Heating and ventilation
- Diffused LED lighting
- 400 V - 16 A CEE inlet

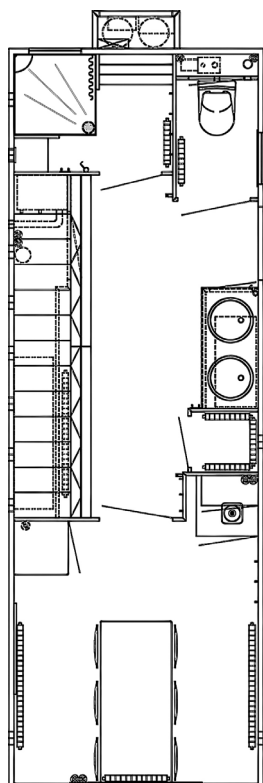


SPECIFICATIONS

DIMENSIONS	7300 x 2480 x 2940 mm
TARE WEIGHT	2000 kg
GROSS WEIGHT	2600 kg
TOILET	1 x Vacuum toilet
URINAL	-
SHOWER	1 x Shower room
CAPACITY	6 Persons
TANK CAPACITY	Depends on use



MAIN FEATURES

- Break room with table and chairs
- Refrigerator, stove, and furnace (all gas)
- Changing room with lockers
- Drying cabinet and hand basins
- Vacuum toilet
- Spacious shower room
- Water tank 160 L, sewage tank 180 L
- Solar panels, battery, and gas
- Heating and ventilation
- Diffused LED lighting
- 230 V - 16 A CEE inlet



DESCRIPTION:

The pioneer crew trailer is a fully self-sufficient mobile welfare solution designed for projects in remote locations. In addition to essential welfare facilities such as a break room, a changing room, a shower, and a toilet, it features built-in water and power supplies, offering a high degree of flexibility.



CONTACT OUR TEAM

Germany • Switzerland • Austria



Mark Di Zio
BUSINESS DEVELOPMENT MANAGER

MarkD@satelliteindustries.com
+49 2065 54 544 57 / +49 159 062 18599

Poland • Eastern Europe



Gregor Rudowicz
BUSINESS DEVELOPMENT MANAGER

GregorR@satelliteindustries.com
+48 602 439 659

Middle East • Africa



Andy Cartwright
VICE PRESIDENT SALES EMEA

AndyC@satelliteindustries.com
+44 7891 232 512

United Kingdom • Ireland



Lauren Milner
BUSINESS DEVELOPMENT MANAGER

LaurenM@satelliteindustries.com
+44 1530 515216

Italy • Spain • Portugal



Elena Strambi
BUSINESS DEVELOPMENT MANAGER

ElenaS@satelliteindustries.com
+39 392 152 8820 / +39 338 647 9272

Denmark



Ramiz Durakovic
BUSINESS DEVELOPMENT MANAGER

rd@satelliteindustries.com
+45 93 63 35 88

Switzerland • Belgium • Luxemburg • Africa



Anaïs Faure
BUSINESS DEVELOPMENT MANAGER

AnaisF@satelliteindustries.com
+32 492 90 66 36

Sweden • Norway • Finland • Iceland



Allan Ingerslev
BUSINESS DEVELOPMENT MANAGER

ai@satelliteindustries.com
+45 23 64 60 64